








# CONTRIBUTIONS




2023

## TOTAL MONTHLY CONTRIBUTIONS

### LA KEYPLUS

 Income	 Member	 Adult	 Child Dependant	 Maximum 3 Child Dependents
R0 – R10 600	R1 310	R1 144	R479	R1 437
R10 601 – R14 700	R1 381	R1 208	R504	R1 512
R14 701+	R2 080	R1 851	R777	R2 331

### LA FOCUS

 Member	 Adult	 Child Dependant	 Maximum 3 Child Dependents
R2 735	R1 765	R803	R2 409

### LA ACTIVE

 Member	 Adult	 Child Dependant	 Maximum 3 Child Dependents
R3 305	R2 222	R1 096	R3 288

### LA CORE

 Member	 Adult	 Child Dependant	 Maximum 3 Child Dependents
R6 432	R5 806	R1 922	R5 766

### LA COMPREHENSIVE

 Member	 Adult	 Child Dependant	 Maximum 3 Child Dependents
R8 620	R6 582	R2 090	R6 270

**PLEASE NOTE:** The final member portion of the total contribution is subject to the maximum subsidy capping amount.

For illustrative purposes only, the tables below reflect the portion of the total contribution you would have to pay if you receive a 60% subsidy. This was determined by taking into consideration the SALGBC maximum capping of R5 007.00 that will be effective until 30 June 2023. You will need to calculate your contribution if your subsidy is different, taking into consideration the maximum capping.

## LA KEYPLUS

### IN-SERVICE MEMBER'S PORTION OF CONTRIBUTIONS IF A 60% SUBSIDY APPLIES. SALGBC MAXIMUM 2023 SUBSIDY OF R5 007.00

 Income	R0 - R10 600	R10 601 - R14 700	R14 701+
Member	R 524	R 553	R 832
Member and Adult Dependant	R 982	R1 036	R1 573
Member, Adult and Child	R1 174	R1 238	R1 884
Member, Adult and 2 Children	R1 365	R1 439	R2 194
Member, Adult and 3 Children	R1 557	R1 641	R2 505
Member and 1 Child	R 716	R 754	R1 143
Member and 2 Children	R 908	R 956	R1 454
Member and 3 Children	R1 099	R1 158	R1 765

## LA FOCUS

## LA ACTIVE

## LA CORE

## LA COMPREHENSIVE

### IN-SERVICE MEMBER'S PORTION OF CONTRIBUTIONS IF A 60% SUBSIDY APPLIES. SALGBC MAXIMUM 2023 SUBSIDY OF R5 007.00

Member	R1 094	R1 322	R 2 573	R 3 613
Member and Adult Dependant	R1 800	R2 211	R 7 231	R10 195
Member, Adult and Child	R2 122	R2 650	R 9 153	R12 285
Member, Adult and 2 Children	R2 443	R3 088	R11 075	R14 375
Member, Adult and 3 Children	R2 764	R3 808	R12 997	R16 465
Member and 1 Child	R1 416	R1 761	R 3 347	R 5 703
Member and 2 Children	R1 737	R2 199	R 5 269	R 7 793
Member and 3 Children	R2 058	R2 638	R 7 191	R 9 883

## TOTAL ANNUAL UPFRONT MEDICAL SAVINGS ALLOCATION

	LA FOCUS	LA ACTIVE	LA CORE	LA COMPREHENSIVE
Member	R 8 208	R 7 632	R11 172	R13 884
Adult	R 5 292	R 5 520	R 9 756	R 8 052
Child	R 2 412	R 3 156	R 4 488	R 3 516
Member and Adult Dependant	R13 500	R13 152	R20 928	R21 936
Member, Adult and Child	R15 912	R16 308	R25 416	R25 452
Member, Adult and 2 Children	R18 324	R19 464	R29 904	R28 968
Member, Adult and 3 Children	R20 736	R22 620	R34 392	R32 484
Member and 1 Child	R10 620	R10 788	R15 660	R17 400
Member and 2 Children	R13 032	R13 944	R20 148	R20 916
Member and 3 Children	R15 444	R17 100	R24 636	R24 432

Note: maximum 3 child allocations per family, even if more children are registered on the Scheme

This leaflet is a summary of the benefits and features of LA Health Medical Scheme, pending formal approval from the Council for Medical Schemes for 2023. If there is any discrepancy between this document and the registered Rules, the Rules will always apply.

● Client Services 0860 103 933 ● Fax 011 539 7276 ● [www.lahealth.co.za](http://www.lahealth.co.za) ● [service@discovery.co.za](mailto:service@discovery.co.za) ● Report fraud anonymously 0800 004 500